

MIRELA TABÎRCA

ALEXANDRA MANEA

# SEMNE GRAFICE

CAIET DE ACTIVITATE

INDEPENDENTĂ


Această lucrare este realizată în conformitate cu programa școlară  
pentru clasa pregătitoare aprobată prin M.E.N. nr. 3418/19.03.2013



Clasa Pregătitoare



Editura Delta Cart Educațional - Călănești

 Spune ce vezi în imagine.




Trasează semnele grafice după model.

Data: \_\_\_ / \_\_\_ / \_\_\_

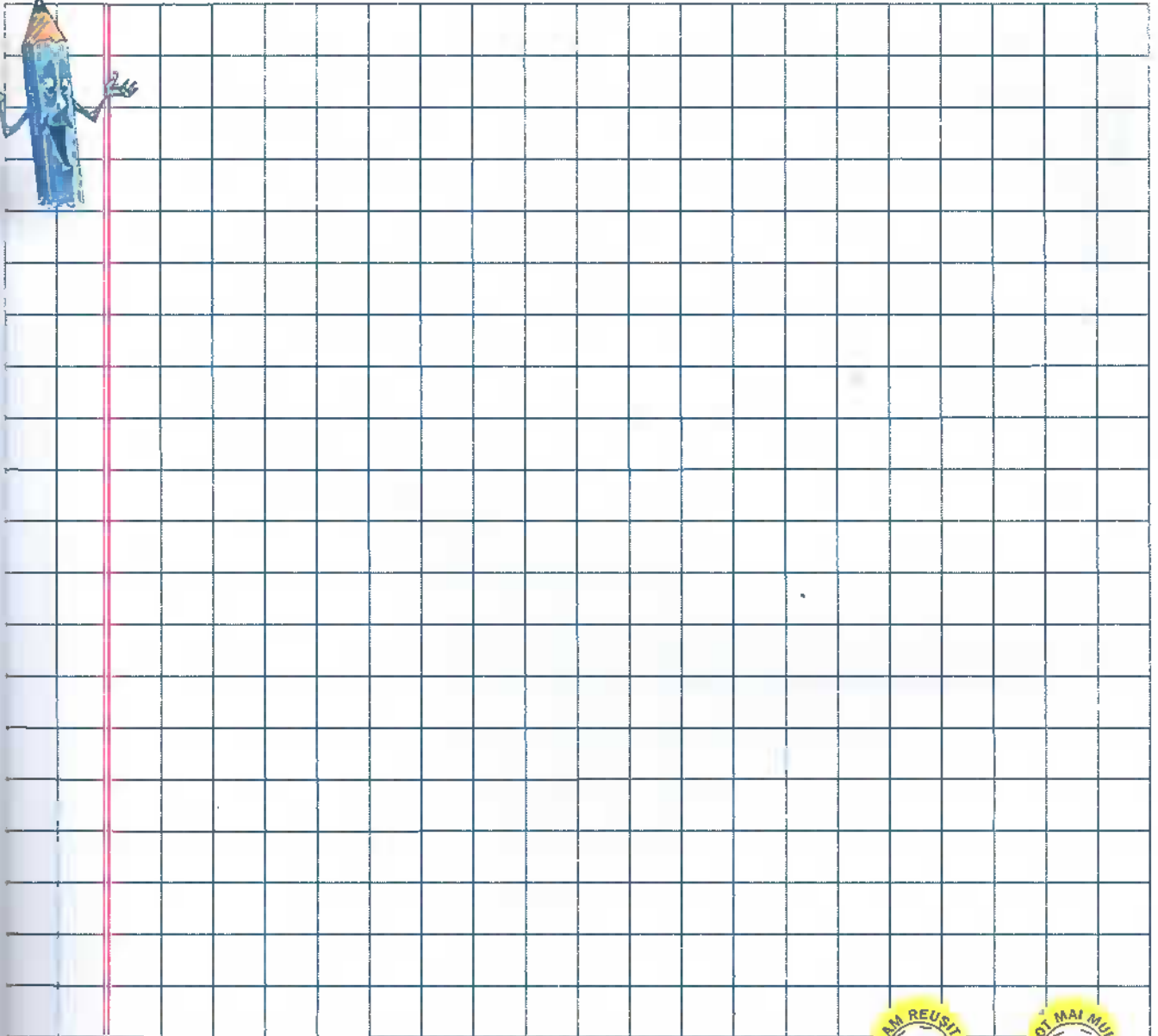

A large grid for tracing practice. On the left, a blue pencil character is positioned next to a vertical red line. The grid contains several geometric shapes: a vertical line, a horizontal line, a square, a triangle, and a semi-circle. There are also several black dots scattered across the grid for dot-marker tracing.



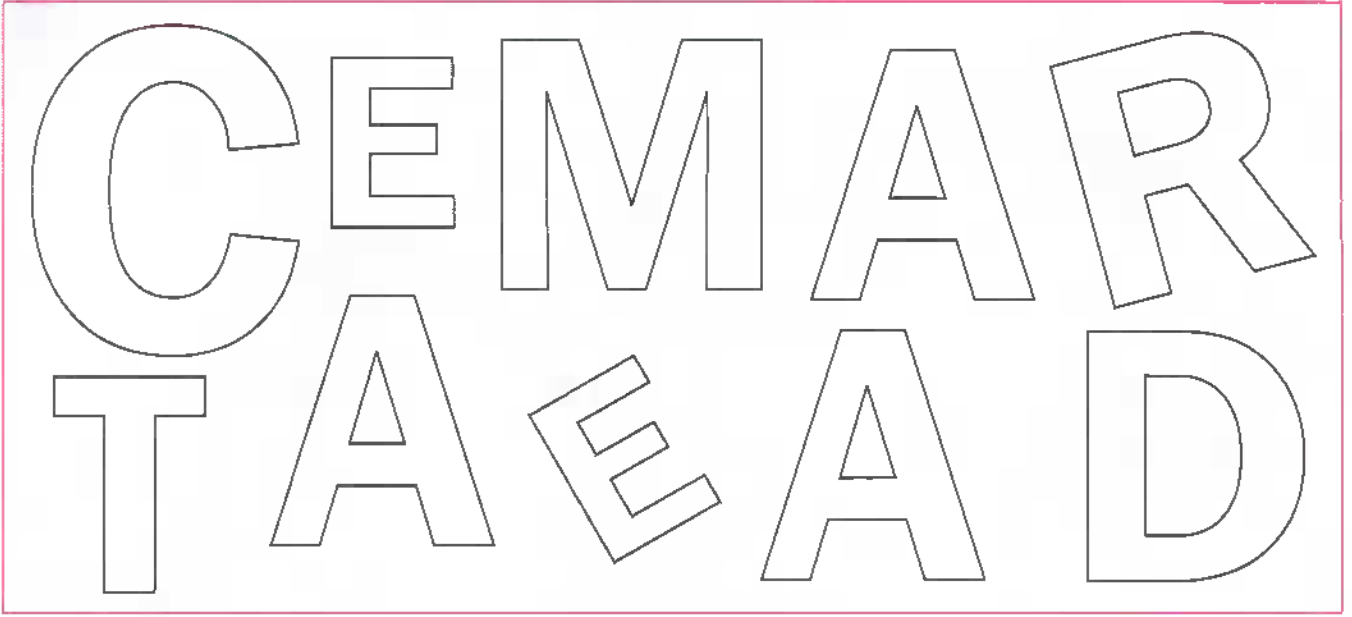
Colorează imaginea.



Repetăm semnele grafice.


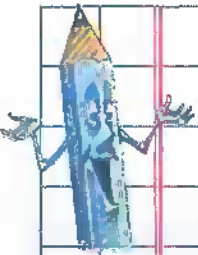


Colorează literele care formează cuvântul „CAMARAD”.




Trasează semnele grafice după model.


Data: / /





Desenează „o caracatiță”.



Scrie litera „C”.



Bifează imaginea care îți place.






Trasează semnele grafice după model.

Data: / /

A large grid for tracing practice. On the left side, there is a vertical red line. A blue pencil character with arms and legs is standing on the red line. In the top-left corner of the grid, there are four circles: two solid black circles and two dashed circles, arranged in a 2x2 pattern. The rest of the grid is empty for practice.

Colorează animalele.



Scrie litera „V”.

